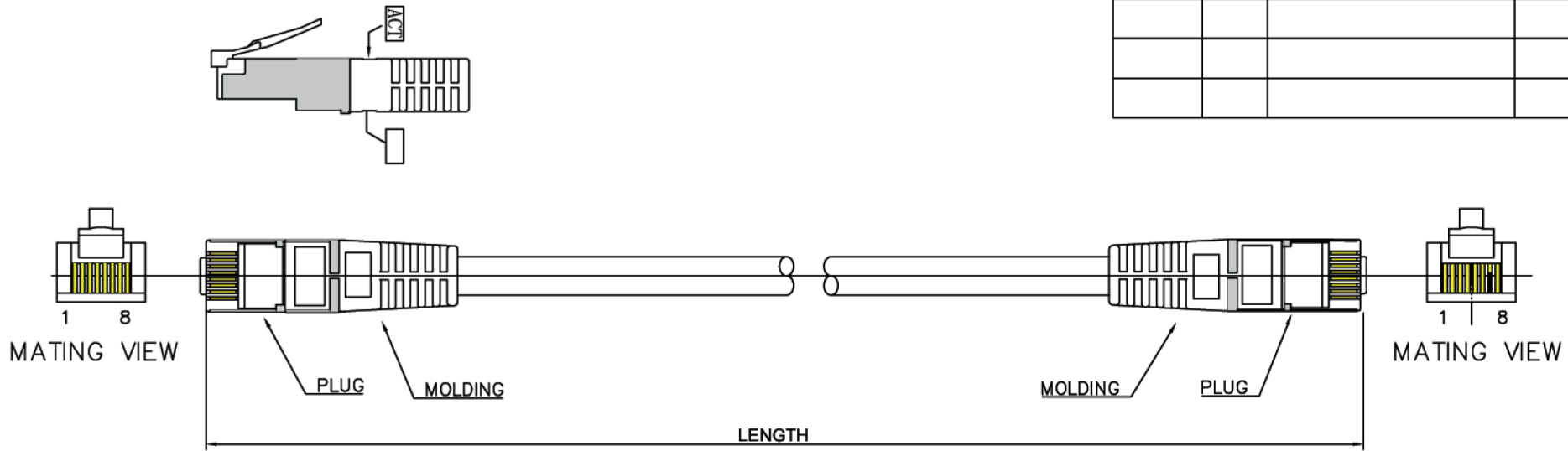
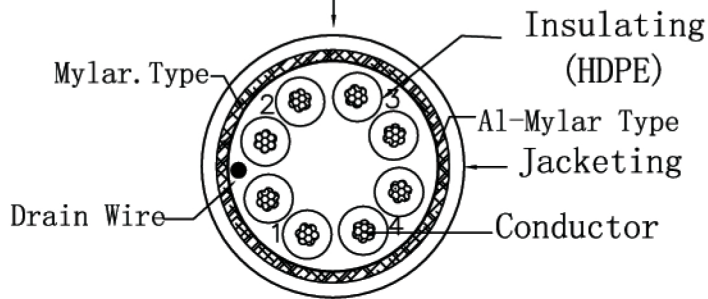


DATE	REV	DESCRIPTION	BY	CHKD



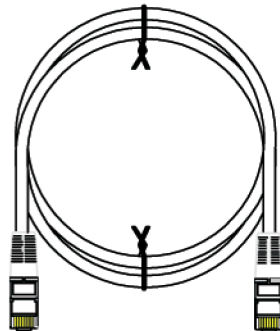
Marking: <LP442> ACT FTP CATEGORY 5 E PATCHCABLE ×4×2×AWG#26
 LSOH IEC 332.3.C ISO/IEC 11801 & EN 50288 3P VERIFIED FOR
 GLGABIT ETHERNET LEADFREE EN71 15000.001



PA/R	PINOUT		
	P1(T568B)	WIRE	P2
1	1	WHT/ORG	3
	2	ORG	6
2	3	WHT/GRN	1
	6	GRN	2
3	4	BLU	7
	5	WHT/BLU	8
4	7	WHT/BRN	4
	8	BRN	5

Conductor	Bare Copper 26AWG 7/0.16 ± 0.015mm
Insulation	Thickness: MIN at any point: 0.15mm MAX AVG: 0.25mm Diameter: 0.92 ± 0.06mm
Jacketing	LSOH Thickness: MIN at any point: 0.50mm MAX AVG: 0.60mm Diameter: 5.6 ± 0.2mm

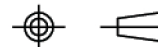
WIRE	CAT.5E FTP LSOH STR 26AWG
WIRE COLOR	BLACK PANTONE BLACK C
MOLDING COLOR	Red



Unless specified on the drawing, tolerances are per the follows:

.X ± 1
 .X ± 0.2
 .XX ± 0.05

3RD



ACT

DRAW.NO	YUS-06	ITEM	IB51XX	
DEPARTMENT	R&D	DRAW	Peace Jing	DATE 2006/04/28
SCALE		CHECKER		DATE
UNIT	MM	APPROVAL		DATE

Product Specification

STANDARD COMPLIANCES:

All Category 5e Requirements as Per ANSI/TIA, ISO/IEC, and CENELEC EN Standards:

ANSI/TIA-568-B.2 Cat.5e

ISO/IEC 2nd Edition 11801 Class D

CENELEC EN 50173-1

IEC 61156-6,CENELEC 2nd Edition EN 50288-2-2 for patch cable

Flame Retardancy is Verified According to IEC 60332-1

We Implemented RoHS Compliance for the Requirement of European Union Issued Directive 2002/95/EC

CONSTRUCTION & CHARACTERISTICS:

Conductor	Material / Size	Bare Copper / 26 AWG
Insulation	Material	HDPE
	Thickness	Nominal: 0.22 mm
	Diameter	Nominal : 0.92 mm
	Colors	Blue/White-Blue Orange/White-Orange Green/White-Green Brown/White-Brown
	Elongation	Min. 300%
	Tensile Strength	Min. 1.683Kgf/mm ²
Shield	Al-Mylar Type / Mylar Type	Aluminum foil on inside surface/-
Drain Wire	Material / Size / Construction	Tinned Copper /Comply with international standard
Jacket	Material	LSOH
	Thickness	Nominal : 0.45 mm
	Diameter	5.6±0.3 mm
	Color	Assorted upon request
	Elongation	Min. 125%
	Tensile Strength	Min. 0.917 Kgf/mm ²
	Aging at 100°C for 168Hrs	Min. elongation retention:75%, Min. tensile strength retention:70%
	Flame Test	Burning five times, every time is less than 60 second and paper flag can't be burned.
Marking	YFC CAT.5E FTP LSOH 26AWGX4P PATCH 3P VERIFIED TO ANSI/TIA-568-B.2 & ISO/IEC 11801 ED.2 & EN 50288-2-2 & IEC 60332-1-2 or as customer request.	

APPROVALS:

- 3P Certified ANSI/TIA-568-B.2 Category 5e testing performance requirements.

APPLICATIONS:

- 1000BASE-T Gigabit Ethernet
- 10BASE-T, 100BASE-T Fast Ethernet (IEEE 802.3)
- 100 VG - AnyLAN(IEEE802.12), 155/622 Mbps ATM
- 550MHz Broadband Video
- Voice, T1, ISDN

ELECTRICAL PERFORMANCES:

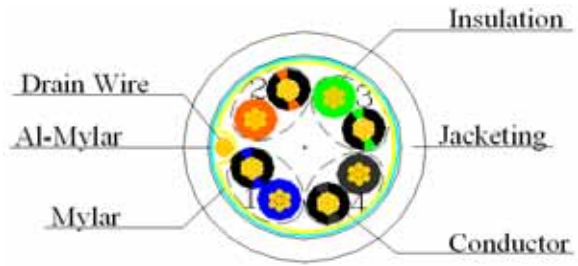
Spark Test		2000±250 V ac		
Dielectric Strength		2500 V dc / 3 seconds		
Insulation Resistance Test		Min. 150 MΩ/Km		
Conductor Resistance		Max.14.07Ω/100m at 20°C		
Resistance Unbalance		Max. 5%		
Capacitance Unbalance		Max. 330 pF/100m		
Mutual Capacitance		Max. 5600 pF/100m		
Impedance	722kHz	102Ω ± 15%		
	1~125MHz	100Ω ± 15%		
Attenuation & Near End Cross Talk	Frequency (MHz)	Attenuation (dB/100 meters at 20°C),Max.	Next (dB), Min.	Power Sum (dB), Min.
	722kHz	--	67.0*	64.0*
	1MHz	--	65.0*	62.0*
	4 MHz	6.4*	56.0*	53.0*
	8 MHz	8.9*	51.0*	48.0*
	10 MHz	9.9*	50.0*	47.0*
	16 MHz	12.3*	47.0*	44.0*
	20 MHz	13.8*	45.0*	42.0*
	25 MHz	16.0*	44.0*	41.0*
	31.25 MHz	17.1*	42.0*	39.0*
	62.5 MHz	25.6*	38.0*	35.0*
	100 MHz	33.0*	35.0*	32.0*
	125 MHz	37.4*	34.0*	31.0*

The asterisked (*) value are for information only. The minimum Next coupling loss for any pair combination at room temperature is to be greater than the value determined using the formula:

$$\text{NEXT}(f \text{ MHz}) \geq \text{NEXT}(0.772) - 15 \text{LOG}_{10}(f \text{ MHz}/0.772) \text{ dB}$$

CONFIGURATION:

orange 2	green 3
white/orange	white/green
blue 1	brown 4
white/blue	white/brown



Description. Category 5e FTP Patch Cable, 26AWG×4P, LS0H

E: Cat.5e

F: FTP

P: Patch Cable

04: 4 Pair

C: Jacket, LS0H

X1: Packing: R: Reel or N: w/o Reel

XXX2: 305: 305m 500: 500m 610: 610m

XX3: Color: WH:White RD:Red YL:Yellow BL:Blue BK:Black GY:Gray OR:Orange