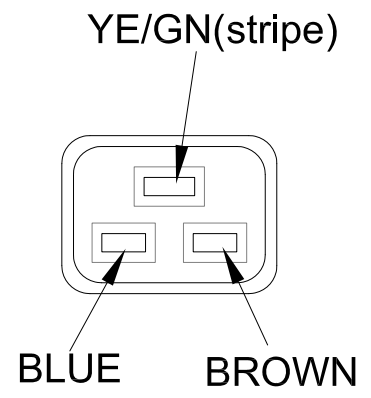
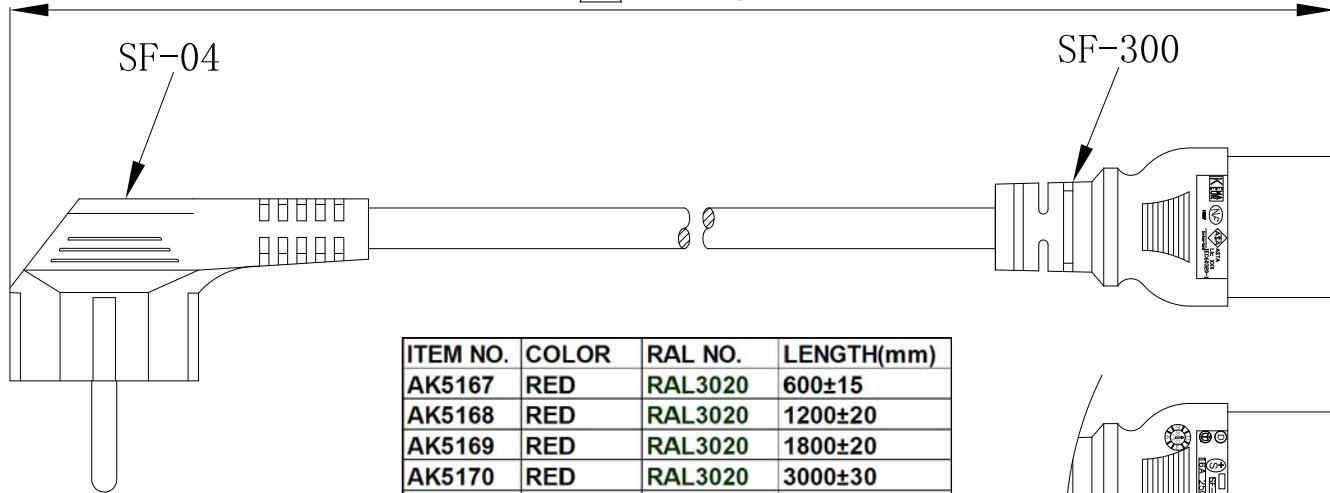
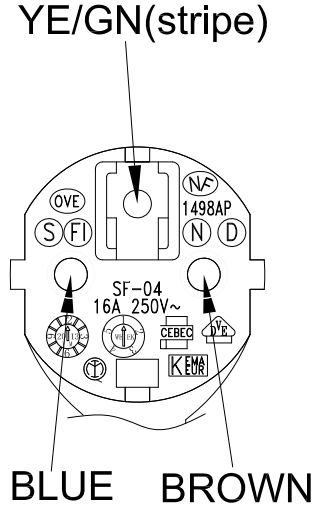


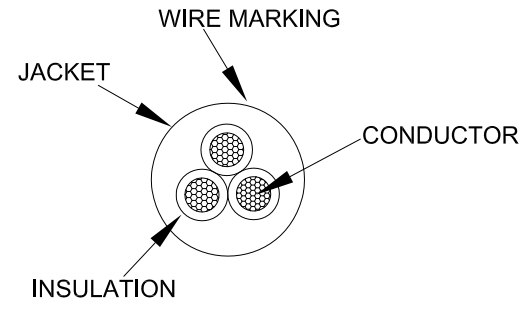
1	2
CUSTOMER NAME	
CUSTOMER Part No.	

7	8	9	10
DATE	REV	DESCRIPTION	BY
2015. 4. 28	A/0	NEW	JFL
2015. 5. 4	A/1	ADD PART NO. OF DIFFERENT SPEC	JFL

⚠ LENGTH



ITEM NO.	COLOR	RAL NO.	LENGTH(mm)
AK5167	RED	RAL3020	600±15
AK5168	RED	RAL3020	1200±20
AK5169	RED	RAL3020	1800±20
AK5170	RED	RAL3020	3000±30
AK5171	BLUE	RAL5012	600±15
AK5172	BLUE	RAL5012	1200±20
AK5173	BLUE	RAL5012	1800±20
AK5174	BLUE	RAL5012	3000±30
AK5175	GREEN	RAL6018	600±15
AK5176	GREEN	RAL6018	1200±20
AK5177	GREEN	RAL6018	1800±20
AK5178	GREEN	RAL6018	3000±30
AK5179	YELLOW	RAL1018	600±15
AK5180	YELLOW	RAL1018	1200±20
AK5181	YELLOW	RAL1018	1800±20
AK5182	YELLOW	RAL1018	3000±30
AK5183	BLACK	RAL9011	600±15
AK5184	BLACK	RAL9011	1200±20
AK5185	BLACK	RAL9011	1800±20
AK5186	BLACK	RAL9011	3000±30



REMARKS:

1. PLUG(SF-04) RATED POWER:250V 16A
2. CONNECTOR(SF-300) RATED POWER:250V 16A
3. WIRE: H05VV-F 3G1.5MM² RATED VOLTAGE:300/500V
4. DVW TEST:2000VAC, 1S
5. POLARIZATION AND CONTINUITY TEST

WIRE MARKING: (Hollow) NO. 128		+ S + S + S KEMA-KEUR (OVE) (S) (N) (FI) Δ CEBEC 972 <VDE> NF-USE 1345 IEMMEQU H05VV-F 3G1.5MM ² V-75 300/500V ORDINARY DUTY NSW17436							
Key Size	⚠	3RD							
Length (mm)	Tolerance								
	Critical	Normal	General		Part No.				
0-15	±0.05	±0.10	±1.0		Description	SF-04+SF-300 H05VV-F 3G1.5 MM ²			
15-60	±0.10	±0.20			UNIT	mm	APPROVAL	CHECKER	DRAWER
60-150	±0.15	±0.35	±1.5		PAGE	1/1		QinRao	JFL
150-350	±0.20	±0.50			Draw.No.				
350-1000	±0.40	±0.65	±2.0						