

RJ45
RIGHT ANGLE JACK

KRONE 45°-110 DUAL IDC

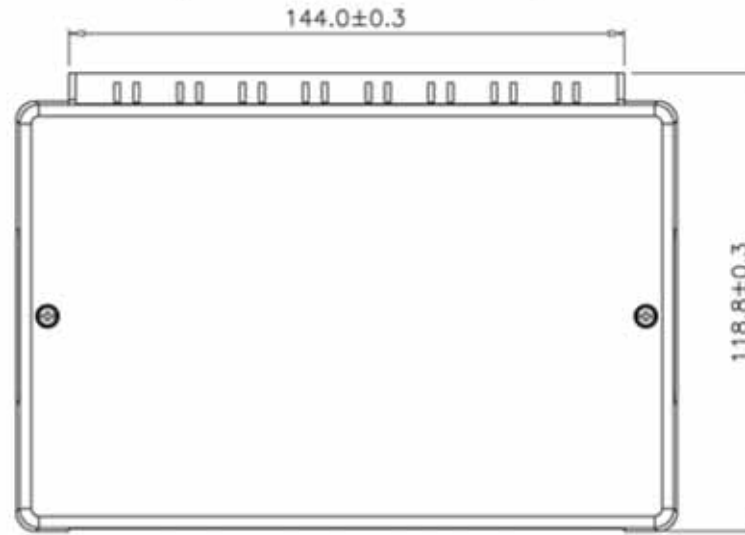
Specification :

Material :

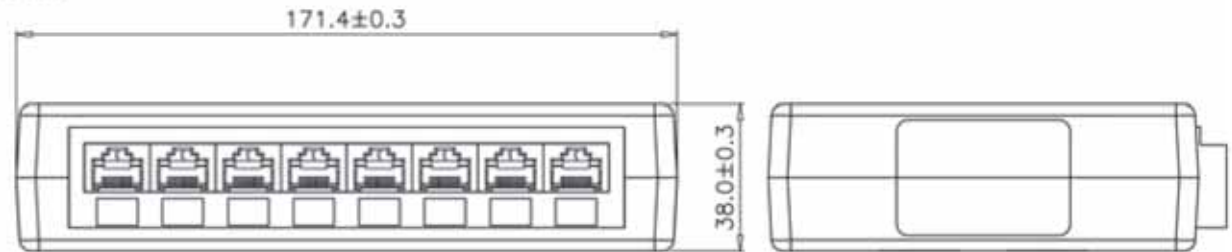
1. Box : ABS, UL 94V-0, With optional color.
2. RJ45 Jack :
 - 2-1. Housing : PBT+Glass Fiber, UL 94V-0.
 - 2-2. Contact Bracket : PBT+Glass Fiber, UL 94V-0
3. RJ45 Jack Contact :
 - 3-1. Material : Phosphor Bronze with Nickel plated.
 - 3-2. Finish : 50 micro-inch Gold plated on Plug contact area.
4. IDC :
 - 4-1. Housing : PC+Glass Fiber, UL 94V-2.
 - 4-2. Terminal : Phosphor Bronze with Tin plated.
5. Screw : Steel with Nickel Plated.
6. PCB : FR4, UL 94V-0.

Performance :

- a. T568A & T568B wiring.
- b. Insertion force : 20N max. (IEC 60603-7-4)
- c. Retention strength : 7.7 kg between Jack and Plug.
- d. Operating temperature : -10°C to 60°C. (ISO/IEC 11801, ANSI/TIA/EIA 568 B.2)
- e. Life(mating cycles) :
 - * Jack : 750 cycles min. (ISO/IEC 11801, IEC 60603-7-4)
 - * IDC : Suitable for 22-26 AWG stranded and solid wire, compatible with both 110 & Krone punch down tools.
- f. The Cat.5e transmission performance is in compliance with the ANSI/TIA/EIA 568 B.2 standard.

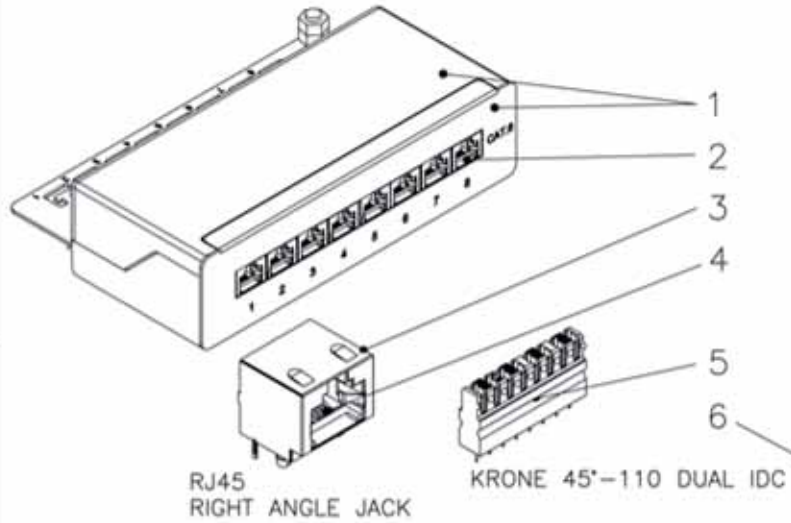


SCALE 1/1



GENERAL TOLERANCE OF DIMENSIONS X.XXX ±0.005 X.XX ±0.05 X.X ±0.1	DRAWING	15.SEP.2010	QIQI	ACE	
	CHECK	15.SEP.2010	JANE		
	APPROVAL	15.SEP.2010	JAIMY		
		DATE	NAME	FA5000	
	SCALE	1/2 (A4)	UNIT	mm	DES.: CAT.5E UNSHIELDED BOX
	DRAWING NO.				
	DRAWING CLASSIFICATION		S	SHEET	1 OF 1





SCALE 1/4

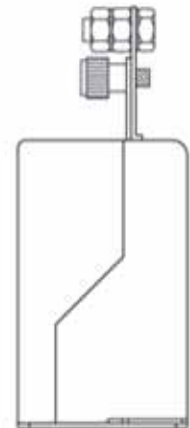
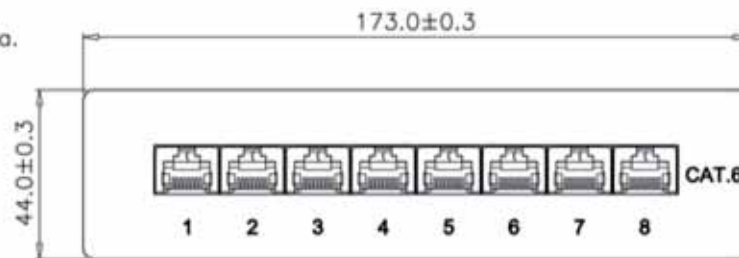
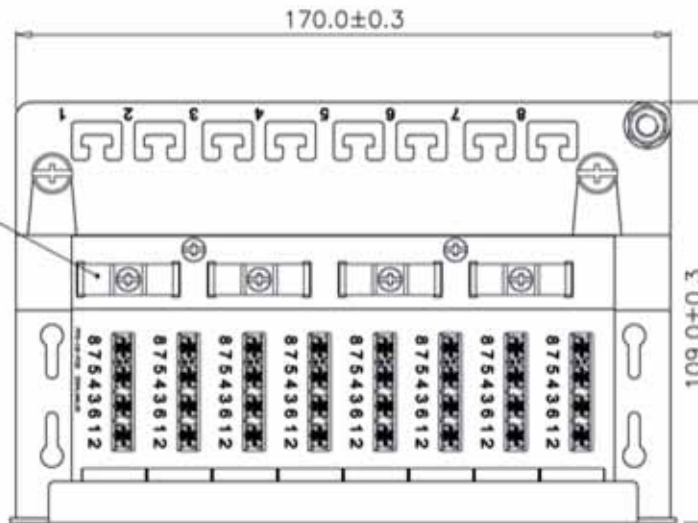
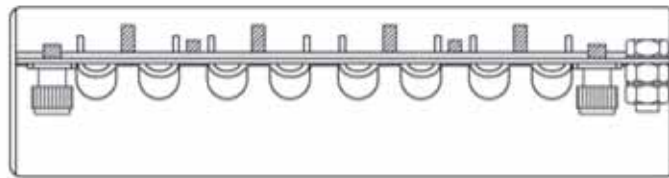
Specification :

Material :

1. Panel : SECC, 1.2mm thickness With optional color painted.
2. RJ45 Jack :
 - 2-1. Housing : PBT+Glass Fiber, UL 94V-0.
 - 2-2. Contact Bracket : PBT+Glass Fiber, UL 94V-0.
3. RJ45 Jack Shield : Bronze white Nickel painted.
4. RJ45 Jack Contact :
 - 4-1. Material : Phosphor Bronze with Nickel plated.
 - 4-2. Finish : 50 micro-inch Gold plated on Plug contact area.
5. IDC :
 - 5-1. Housing : PC+Glass Fiber, UL 94V-2.
 - 5-2. Terminal : Phosphor Bronze with Tin plated.
6. Cable Clip : SPCC with Nickel plated.
7. PCB : FR4, UL 94V-0.

Performance :

- a. T568A & T568B wiring.
- b. Insertion force : 30N max. (IEC 60603-7-5)
- c. Retention strength : 7.7 kg between Jack and Plug.
- d. Operating temperature : -10°C to 60°C. (ISO/IEC 11801, ANSI/TIA/EIA 568 B.2)
- e. Life(mating cycles) :
 - * Jack : 750 cycles min. (ISO/IEC 11801, IEC 60603-7-5)
 - * IDC : Suitable for 22-26 AWG stranded and solid wire, compatible with both 110 & Krone punch down tools.
- f. The Cat.6 transmission performance is in compliance with the ANSI/TIA/EIA 568 B.2-1 standard.



GENERAL TOLERANCE OF DIMENSIONS
 X.XXX ±0.005
 X.XX ±0.05
 X.X ±0.1

DRAWING	15.SEP.2010	QIQI
CHECK	15.SEP.2010	JANE
APPROVAL	15.SEP.2010	JAIMY
DATE		NAME
SCALE 1/2(A4)		UNIT mm
DRAWING NO.		DRAWING CLASSIFICATION



FA6000
 DES.: CAT.6 FULL SHIELDED BOX

S	SHEET	1 OF 1	A2
---	-------	--------	----